

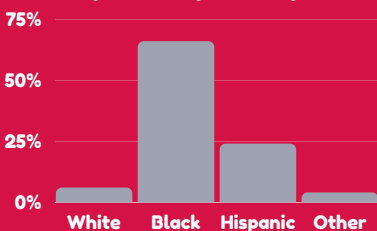
CITY OF MILWAUKEE

2018 - 2019

Who took part in the survey?

Over **500** Milwaukee city residents took our survey.

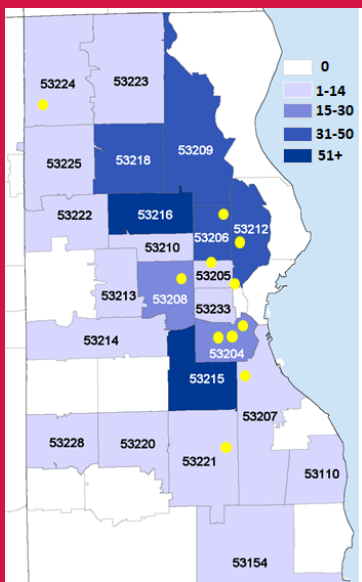
Race/Ethnicity (self-reported)



Gender (self-reported)

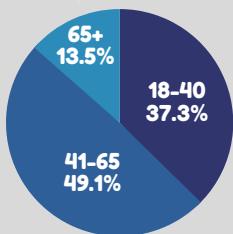
62% female
38% male

Participation by Zip Code

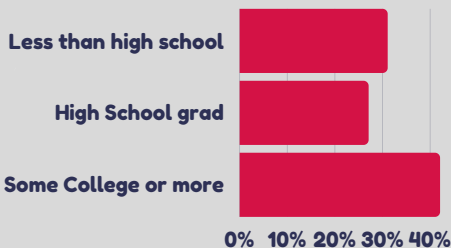


Yellow dots are the locations of our Community Partners.

How old are participants?



What is their highest level of education?



WHAT'S NEXT?



Virtual information and interactive sessions

Contact us:

www.show.wisc.edu

facebook.com/SurveyOfTheHealthOfWisconsin